



OKLAHOMA State Department of Health COVID-19 Report

December 10, 2020

The purpose of publishing aggregated statistical COVID-19 data through the OSDH Dashboard, the Executive Order Report, and the Weekly Epidemiology and Surveillance Report is to support the needs of the general public in receiving important and necessary information regarding the state of the health and safety of the citizens of Oklahoma. These resources may be used only for statistical purposes and may not be used in any way that would determine the identity of any reported cases.

Data shown are preliminary and subject to change as additional information is obtained.



COVID-19 Status

Data shown are preliminary and subject to change as additional information is obtained. Information provided through the OSDH Acute Disease Service's daily surveillance report.

Cases	
Newly Reported Cases ¹	2,460
Previous Cases	222,993
Total Cases	225,453
(Active Cases)	(29,244)

¹ 97% of specimens were collected **November 25-December 8, 2020**

Deaths	
Newly Reported Deaths	35
Previous Deaths	1,945
Total Deaths	1,980

Recovered ²	
Newly Recovered	2,704
Previous Recovered	191,525
Total Recovered	194,229

² Recovered: Currently not hospitalized or deceased and 14 days after onset/report.



Testing and Hospital Status Survey

Information provided through survey of Oklahoma hospitals and laboratories as reported to OSDH as of the time of this report.
Response rate affects data.

Cumulative Reported Testing Numbers ¹	
Total Positive Specimens	232,890
Total Negative Specimens	2,091,366
Total Number of Specimens Tested	2,328,039

Hospital Response Rate ²	
Bed Survey	99%
Ventilator/PPE Survey	95%

Daily Reported Testing Numbers ¹	
Number of Specimens Received	34,391
Number of Specimens Reported	28,918
Number of Specimens Currently Pending	6,707
Number of Positive Specimens Reported	3,417
Number of Negative Specimens Reported	26,101
Number of Tests on Order	255,993

Reported Hospital Status ²	
ICU Beds Available	42 of 1,035 (4%)
Medical Surgery Beds Available	682 of 6,074 (11%)
Operating Room Beds Available	430 of 705 (61%)
Pediatric Beds Available	170 of 519 (33%)
Overall hospital occupancy status (Hospital census as of previous midnight)	8,023
COVID-19 Cases Currently Hospitalized	1,667 (451 in ICU)
Persons Under Investigation (PUI) in Hospital	63 (5 in ICU)
Persons seen in Hospital (during the 24 hr. reporting period), Self-quarantined	804
Covid-19 Collection Kit Availability	253,048

1. The totals include laboratory information provided to OSDH as of the time of the report. As a result, counts are subject to change. Total counts may not reflect unique individuals.

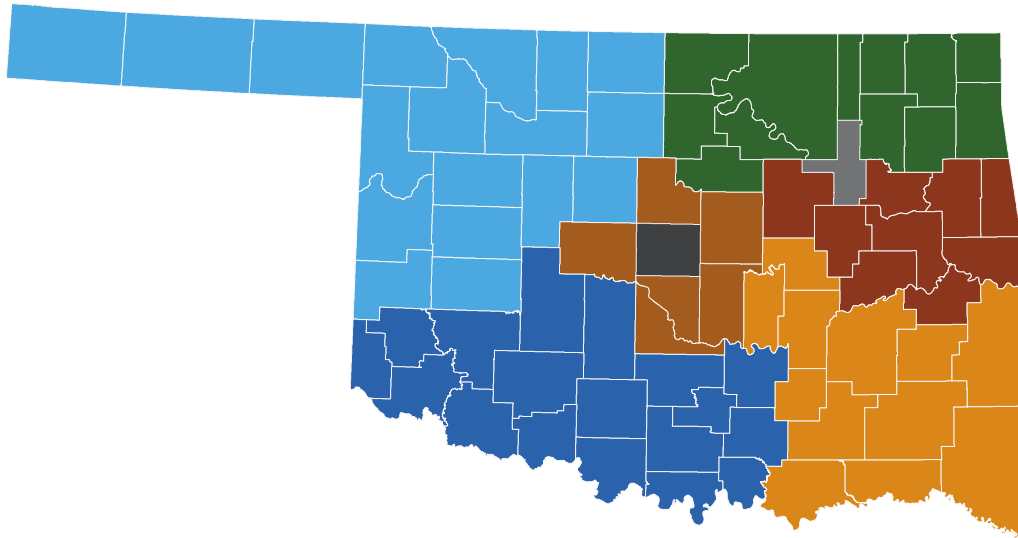
2. Counts reflect numbers as reported by Acute, Focus, Rehabilitation and Tribal facilities on the day of this report.











Hospital Status

(continued)

Current Hospitalizations for Covid-19 Cases and Persons Currently Under Investigation (PUI) by Region



Acute Care OSDH Licensed Facilities / Location*		Hospitalizations	
		Cases	PUI
	Region 1 (NW)	81	4
	Region 2 (NE)	126	10
	Region 3 (SW)	166	8
	Region 4 (EC)	55	2
	Region 5 (SE)	65	2
	Region 6 (Central)	139	9
	Region 7 (Tulsa)	388	15
	Region 8 (OKC)	527	9
Total		1,547	59

Other Types of Facilities		Cases	PUI
Focus Facilities		78	1
Rehabilitation Facilities		1	1
Tribal Facilities		41	2
Other Facilities Total		120	4

Focus, Rehabilitation and Tribal Facilities numbers are not assigned to a specific region as their patient populations reside across the state. Information provided through survey of Oklahoma hospitals as reported to OSDH as of the time of this report. Response rate affects data.

Status as of midnight the date prior to this report.